

HOLDING OF SPECIFIED SECURITIES ANNEXURE - 1

1. Name of Listing Entity : VISAGAR FINANCIAL SERVICES LIMITED

2. 531025/IFL2/EQUITY

3. Share Holding Pattern Filed under: Reg. 31(1)(b) SHAREHOLDING AS ON : 31/03/2017

4. Declaration : The Listed entity is required to submit the following declaration to the extent of submission of information :-

	Particulars	Yes*	No*
1	Whether the Listed Entity has issued any partly paid up shares?		No
2	Whether the Listed Entity has issued any Convertible Securities or Warrants?		No
3	Whether the Listed Entity has any shares against which depository reseipts are issued?		No
4	Whether the Listed Entity has any shares in locked-in?		No
5	Whether any shares held by promoters are pledge or otherwise encumbered?		No






Table I - Summary Statement holding of specified securities

Category (I)	Category of shareholder (II)	Nos. of share holders (III)	No. of fully paid up equity shares held (IV)	No. of Partly paid-up equity shares held (V)	No. of shares underlying Depository Receipts (VI)	Total Nos. shares held (VII = IV+V+VI)	Shareholding as a % of total no. of shares (Calculated as per SCRR, 1957) (VIII) As a % of (A+B+C2)	No of voting Rights held in each class of securities (IX)			No of shares underlying outstanding convertible Securities (including warrants) (X)	Total Shareholding as a % assuming full Conversion of convertible securities(as a % of diluted share capital)	Number of Locked in shares (XII)		Number of shares pledged or otherwise encumbered (XIII)		Number of equity shares held in dematerialized Form (XIV)	
								No of voting Rights					Total as a % of (A+B+C)	No.(a)	As a % of Total shares held (b)	No.(a)		As a % of Total shares held (b)
								Class X	Class Y	Total								
(A)	Promoter and Promoter Group	2	1736000	0	0	1736000	5.34	1736000	0	1736000	5.34	0	0.00	0	0.00	1736000		
(B)	Public	2687	30773000	0	0	30773000	94.66	30773000	0	30773000	94.66	0	0.00	N/A	N/A	26827190		
(C)	Non Promoter - Non Public																	
(C1)	Shares underlying DRs	0	0	0	0	0	0.00	0	0	0	0.00	0	0.00	N/A	N/A	0		
(C2)	Shares held by Employee Trusts	0	0	0	0	0	0.00	0	0	0	0.00	0	0.00	N/A	N/A	0		
	Total	2689	32509000	0	0	32509000	100.00	32509000	0	32509000	100.00	0	0.00	0	0.00	28563190		






Table II - Statement showing Shareholding Pattern of the Promoter and Promoter Group

	Category & Name of the Shareholder (I)	PAN (II)	Nos. of share holders (III)	No. of fully paid up equity shares held (IV)	No. of Partly paid-up equity shares held (V)	No. of shares underlying Depository Receipts (VI)	Total Nos. shares held (VII = IV+V+VI)	Shareholding % calculate as per SCRR 1957 As a % of (A+B+C2) (VIII)	No of voting Rights held in each class of securities (IX)			No of shares underlying convertible Securities (including warrants) (X)	Total Shareholding as a % assuming full Conversion of convertible securities(as a % of diluted share capital) (XI) = (VII)+(X) as a %	Number of Locked In shares (XII)		Number of shares pledged or otherwise encumbered (XIII)		Number of equity shares held in dematerialized Form (XIV)	
									No of voting Rights					Total as a % of Total voting rights	No.(a)	As a % of Total shares held (b)	No.(a)		As a % of Total shares held (b)
									Class X	Class Y	Total								
1	Indian																		
(a)	Individuals/HUFs		0	0	0	0	0	0.00	0	0	0	0.00	0	0.00	0	0.00	0	0.00	0
(b)	Central Govt./State Govt.		0	0	0	0	0	0.00	0	0	0	0.00	0	0.00	0	0.00	0	0.00	0
(c)	Financial Institutions/Banks		0	0	0	0	0	0.00	0	0	0	0.00	0	0.00	0	0.00	0	0.00	0
(d)	Any Other																		
d(1)	Bodies Corporate		1	800000	0	0	800000	2.46	800000	0	800000	2.46	0	2.46	0	0.00	0	0.00	800000
	SIB SAGAR TRADE AND AGENCIES PVT LTD	AADCS3725L		800000	0	0	800000	2.46	800000	0	800000	2.46	0	2.46	0	0.00	0	0.00	800000
d(2)	Directors		1	936000	0	0	936000	2.88	936000	0	936000	2.88	0	2.88	0	0.00	0	0.00	936000
	TILOKCHAND MANAKLAL KOTHARI	AALPK7074K		936000	0	0	936000	2.88	936000	0	936000	2.88	0	2.88	0	0.00	0	0.00	936000
	Sub Total (A){1}		2	1736000	0	0	1736000	5.34	1736000	0	1736000	5.34	0	5.34	0	0.00	0	0.00	1736000
2	Foreign																		
(a)	Individuals(NRI/Foreign Individuals)		0	0	0	0	0	0.00	0	0	0	0.00	0	0.00	0	0.00	0	0.00	0
(b)	Government		0	0	0	0	0	0.00	0	0	0	0.00	0	0.00	0	0.00	0	0.00	0
(c)	Institutions		0	0	0	0	0	0.00	0	0	0	0.00	0	0.00	0	0.00	0	0.00	0
(d)	Foreign Portfolio Investor		0	0	0	0	0	0.00	0	0	0	0.00	0	0.00	0	0.00	0	0.00	0
(e)	Any Other(specify)		0	0	0	0	0	0.00	0	0	0	0.00	0	0.00	0	0.00	0	0.00	0
	Sub Total (A){2}		0	0	0	0	0	0.00	0	0	0	0.00	0	0.00	0	0.00	0	0.00	0
	Total Shareholding of Promoter and Promoter Group (A)=(A){1}+(A){2}		2	1736000	0	0	1736000	5.34	1736000	0	1736000	5.34	0	5.34	0	0.00	0	0.00	1736000




Table III - Statement showing Shareholding Pattern of the Public Shareholder

1	Category & Name of the shareholder (I)	PAN (II)	Nos. of share holders (III)	No. of fully paid up equity shares held (IV)	No. of Partly paid-up equity shares held (V)	No. of shares underlying Depository Receipts (VI)	Total Nos. shares held (VII = IV+V+VI)	Shareholding % calculate as per SCRR 1957 As a % of (A+B+C2) (VIII)	No of voting Rights held in each class of securities (IX)				No of shares underlying convertible Securities (including warrants) (X)	Total Shareholding as a % assuming full Conversion of convertible securities(as a % of diluted share capital) (XI) = (VII)+(X) as a %	Number of Locked in shares (XII)		Number of shares pledged or otherwise encumbered (XIII)		Number of equity shares held in dematerialized Form (XIV)		
									No of voting Rights			Total as a % of Total voting rights			No.(a)	As a % of Total shares held (b)	No.(a)	As a % of Total shares held (b)			
									Class X	Class Y	Total										
1	Institutions																				
(a)	Mutual Funds		0	0	0	0	0	0.00	0	0	0	0.00	0	0.00	0	0.00	0	0.00	0	0.00	0
(b)	Venture Capital Funds		0	0	0	0	0	0.00	0	0	0	0.00	0	0.00	0	0.00	0	0.00	0	0.00	0
(c)	Alternate Investments Funds		0	0	0	0	0	0.00	0	0	0	0.00	0	0.00	0	0.00	0	0.00	0	0.00	0
(d)	Foreign Venture Capital Investors		0	0	0	0	0	0.00	0	0	0	0.00	0	0.00	0	0.00	0	0.00	0	0.00	0
(e)	Foreign Portfolio Investors		0	0	0	0	0	0.00	0	0	0	0.00	0	0.00	0	0.00	0	0.00	0	0.00	0
(f)	Financial Institutions/Banks		0	0	0	0	0	0.00	0	0	0	0.00	0	0.00	0	0.00	0	0.00	0	0.00	0
(g)	Insurance Companies		0	0	0	0	0	0.00	0	0	0	0.00	0	0.00	0	0.00	0	0.00	0	0.00	0
(h)	Provident Funds / Pension Funds		0	0	0	0	0	0.00	0	0	0	0.00	0	0.00	0	0.00	0	0.00	0	0.00	0
(i)	Any other (specify)		0	0	0	0	0	0.00	0	0	0	0.00	0	0.00	0	0.00	0	0.00	0	0.00	0
	Sub Total (B)(1)		0	0	0	0	0	0.00	0	0	0	0.00	0	0.00	0	0.00	0	0.00	0	0.00	0
2	Central Government/State Government(s)/ President of India																				
(a)	Central Govt./State Govt.		0	0	0	0	0	0.00	0	0	0	0.00	0	0.00	0	0.00	0	0.00	0	0.00	0
	Sub Total (B)(2)		0	0	0	0	0	0.00	0	0	0	0.00	0	0.00	0	0.00	0	0.00	0	0.00	0
3	Non-Institutions																				
(a)	Individual		0	0	0	0	0	0.00	0	0	0	0.00	0	0.00	0	0.00	0	0.00	0	0.00	0
(ai)	Ind-Hold nominal shr capital upto Rs.2L		2548	8125926	0	0	8125926	25.00	8125926	0	8125926	25.00	0	25.00	0	0.00	0	0.00	0	0.00	6981886
(aii)	Ind-Hold nominal shr capital in excess of Rs.2L		26	4980784	0	0	4980784	15.32	4980784	0	4980784	15.32	0	15.32	0	0.00	0	0.00	0	0.00	4980784
	JATIN RAMNIKAL CHHADVA	AAAPC4600L		520000	0	0	520000	1.60	520000	0	520000	1.60	0	1.60	0	0.00	0	0.00	0	0.00	520000
	PRADEEP ANKUSH MARDHEKAR	AUZPM3444K		488976	0	0	488976	1.50	488976	0	488976	1.50	0	1.50	0	0.00	0	0.00	0	0.00	488976
(b)	NBFCs Registered with RBI		0	0	0	0	0	0.00	0	0	0	0.00	0	0.00	0	0.00	0	0.00	0	0.00	0
(c)	Employees Trusts		0	0	0	0	0	0.00	0	0	0	0.00	0	0.00	0	0.00	0	0.00	0	0.00	0
(d)	Overseas Depositories (holding DRs) (balancing figure)		0	0	0	0	0	0.00	0	0	0	0.00	0	0.00	0	0.00	0	0.00	0	0.00	0
(e)	Any Other		0	0	0	0	0	0.00	0	0	0	0.00	0	0.00	0	0.00	0	0.00	0	0.00	0
e(1)	Bodies Corporate		102	17628007	0	0	17628007	54.23	17628007	0	17628007	54.23	0	54.23	0	0.00	0	0.00	0	0.00	14826237
	ANSSUYA TRADE LINK PVT LTD	AAGCA4402K		490000	0	0	490000	1.51	490000	0	490000	1.51	0	1.51	0	0.00	0	0.00	0	0.00	0
	BHAAVOSHALI MANAGEMENT SERVICES PRIVATE	AAGCB7491R		2301894	0	0	2301894	7.08	2301894	0	2301894	7.08	0	7.08	0	0.00	0	0.00	0	0.00	2301894
	CHANDIKA V/NIMAY PVT LTD	AADCC3934F		1010000	0	0	1010000	3.11	1010000	0	1010000	3.11	0	3.11	0	0.00	0	0.00	0	0.00	0
	ECONOMY SUPPLIERS PRIVATE LIMITED	AACE0982E		553287	0	0	553287	1.70	553287	0	553287	1.70	0	1.70	0	0.00	0	0.00	0	0.00	553287
	EMBASSY SALES PRIVATE LIMITED	AACE0983F		446176	0	0	446176	1.37	446176	0	446176	1.37	0	1.37	0	0.00	0	0.00	0	0.00	446176
	FLYJOY DISTRIBUTORS PRIVATE LIMITED	AACCF2181J		696293	0	0	696293	2.14	696293	0	696293	2.14	0	2.14	0	0.00	0	0.00	0	0.00	696293
	GREATSCOPE TRADERS PVT LTD	AAFCE2861H		1709775	0	0	1709775	5.26	1709775	0	1709775	5.26	0	5.26	0	0.00	0	0.00	0	0.00	1709775
	KHEMI AGENCIES PRIVATE LIMITED	AADCK4007B		476833	0	0	476833	1.47	476833	0	476833	1.47	0	1.47	0	0.00	0	0.00	0	0.00	476833
	PAKOBA FINANCE & TRADES PVT LTD	AAEFP7853L		394770	0	0	394770	1.21	394770	0	394770	1.21	0	1.21	0	0.00	0	0.00	0	0.00	0



Tek

	PRAMODKUMAR JAIN SECURITIES PVT. LTD	AAACP6229P	521494	0	0	521494	1.60	521494	0	521494	1.60	0	1.60	0	0.00	0	0.00	521494	
	RASHEL AGROTECH LIMITED	AAACR5669R	1258320	0	0	1258320	3.87	1258320	0	1258320	3.87	0	3.87	0	0.00	0	0.00	1258320	
	RRP MANAGEMENT SERVICES PVT. LTD.	AAACR6246A	736258	0	0	736258	2.26	736258	0	736258	2.26	0	2.26	0	0.00	0	0.00	736258	
	SANKATMOCHAK TIE UP PVT LTD	AARCS1047F	341412	0	0	341412	1.05	341412	0	341412	1.05	0	1.05	0	0.00	0	0.00	341412	
	SEABIRD DISTRIBUTORS PRIVATE LIMITED	AAMCS6259A	882424	0	0	882424	2.71	882424	0	882424	2.71	0	2.71	0	0.00	0	0.00	882424	
	SEABIRD RETAILS PRIVATE LIMITED	AAMCS6257Q	615968	0	0	615968	1.89	615968	0	615968	1.89	0	1.89	0	0.00	0	0.00	615968	
	SHATBHISHA TRADING PVT LTD	AAQCS2033L	407240	0	0	407240	1.25	407240	0	407240	1.25	0	1.25	0	0.00	0	0.00	6240	
	SUNCHAN SECURITIES LTD	AAFCS8953A	367000	0	0	367000	1.13	367000	0	367000	1.13	0	1.13	0	0.00	0	0.00	367000	
	TURBOT MARKETING PRIVATE LIMITED	AAFCT8463Q	847395	0	0	847395	2.61	847395	0	847395	2.61	0	2.61	0	0.00	0	0.00	847395	
	TURBOT TRADERS PRIVATE LIMITED	AAFCT8464K	388232	0	0	388232	1.19	388232	0	388232	1.19	0	1.19	0	0.00	0	0.00	388232	
e(2)	NRIs		10	38084	0	0	38084	0.12	38084	0	38084	0.12	0	0.12	0	0.00	0	0.00	38084
e(3)	Trusts		1	199	0	0	199	0.00	199	0	199	0.00	0	0.00	0	0.00	0	0.00	199
	Sub Total (B)(3)		2687	30773000	0	0	30773000	94.66	30773000	0	30773000	94.66	0	94.66	0	0.00	0	0.00	26827190
	Total Public Shareholding (B)=(B)(1)+(B)(2)+(B)(3)		2687	30773000	0	0	30773000	94.66	30773000	0	30773000	94.66	0	94.66	0	0.00	0	0.00	26827190



Table IV - Statement showing Shareholding Pattern of the Non Promoter - Non Public shareholder

	Category & Name of the shareholder (I)	PAN (II)	Nos. of shareholders (III)	No. of fully paid up equity shares held (IV)	No. of Partly paid-up equity shares held (V)	No. of shares underlying Depository Receipts (VI)	Total Nos. shares held (VII = IV+V+VI)	Shareholding % calculate as per SCRR 1957 As a % of (A+B+C2) (VIII)	No of voting Rights held in each class of securities (IX)			No of shares underlying outstanding convertible Securities (Including warrants) (X)	Total Shareholding as a % assuming full Conversion of convertible securities(as a % of diluted share capital) (XI) =(VII)+(X) as a %	Number of Locked in shares (XII)		Number of shares pledged or otherwise encumbered (XIII)		Number of equity shares held in dematerialized Form (XIV)	
									No of voting Rights					Total as a % of Total voting rights	No.(a)	As a % of Total shares held (b)	No.(a)		As a % of Total shares held (b)
									Class X	Class Y	Total								
1	Custodian/ DR Holder																		
(a)	GDRs/ADRs/ADSS		0	0	0	0	0	0.00	0	0		0		0	0.00	0	0.00	0	
	Sub Total (C)(1)		0	0	0	0	0	0.00	0	0		0		0	0.00	0	0.00	0	
2	Employee Benefit Trust (under SEBI (Share Based Employee Benefit) Regulations, 2014)		0	0	0	0	0	0.00	0	0		0		0	0.00	0	0.00	0	
	Sub Total (C)(2)		0	0	0	0	0	0.00	0	0		0		0	0.00	0	0.00	0	
	Total Non-Promoter-Non Public Shareholding (C) = (C)(1)+(C)(2)		0	0	0	0	0	0.00	0	0		0		0	0.00	0	0.00	0	

